Durable metal collets grip blades securel
42mm (1.6")
66mm (2.6")
107mm (4.2")
107mm (4.2")
107mm (4.2")
19mm (.75")
11mm (.43")
9mm (.37")
20
21
20
17
17
12
12
7
7
21
11
10
10
19
19
23
11
11
2
2
2
2
2
9mm (0.35")
48mm (1.9")
88mm (3.5")
40mm (1.6")
179mm (7")
6mm (0.25")
36mm (1.4")
87mm (3.4")
55mm (2.2")
40mm (1.5")
88mm (3.5")
50mm (2")
179mm (7")
Support Removal
Print Clean Up
140mm (5.5")
90mm (3.5")
Cutting Mat
11mm(0.43")
100mm(3.9")
Safety Cutter
Ultra Fine Tip
Fine, Non-Clogging Teeth
138mm (5.4")
10.6mm(0.4")
Tweezers
5mm(0.2")
100mm(3.9")
150mm(5.9")
50mm(2.0")
Flat File
29mm(1.14")
Dr.Fan
Glue Stick
Non-Toxic
• Safe
• Clean
• Washable
No.:5035
113mm(4.45")
35g(1.25oz)
Glue Stick
3.6mm(0.14")
150mm(5.9")
50mm(2.0")
3D Printing Pliers
Tip: 0.3mm
Blade: 0.8mm
105mm (4.125")
124mm (4.875")
229mm (9")
Tip: 0.5mm
Blade: 0.7mm
102mm (4")
108mm (4.25")
210mm (8.5")
Tip: 0.7mm
Blade: 0.8mm
178mm (7")
117mm (4.625")
295mm (11.625")
Print Removal System

Knife Set with Cutting Mat

AMX3d's unique knife and cutting mat combination with "Triple Safety" makes trimming 3D Prints easy:

- 3 different knife handles with 23 blades in 10 differently shaped cutting edges ensure you have the right blade for the job.
- Durable metal collets hold blades securely.
- Triple safety to protect and hold blades securely when not in use.
- Compact, reversible self-healing cutting mat to protect your work surface.





Blade Type	Number Included
#12	2
#7	2
#10	2
#17	2
#11	5
#21	2
#19	2
#20	2
#23	1
#2	3

Safety features keep knife blades in place

Triple safety to protect during storage:

- Case latch
- Foam insert keeps blades in place
- Safety Strap

Self healing Cutting Mat



Filament Cutter

Safety Filament Cutter:
- Compact, safe to carry and store - cutting edge stores in closed position
- Right angle cutting head allows filament to extend through - cut at any length
- Precision chrome plated steel cutter with silicon grip
- Use to trim filament and clean up of 3D Printed models





Trim filament clean & flush for easy feeding

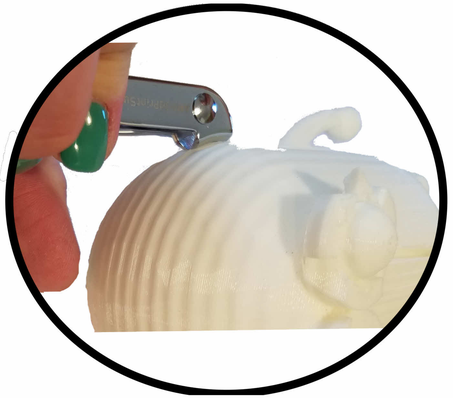

Clean extraneous strands from 3D models

11mm(0.43")

No exposed sharp edges

Bed Adhesion Glue Stick

3D Printer Glue Stick
- Excellent Adhesion
- Single application for multiple prints
- Wide 1" size speeds application to all print beds
- Large, 35g (1.25oz) size
- Low, pleasant odor
- Washable
- Non-Toxic
- Conforms to ASTM 4236

35g(1.25oz)

3D Printing Pliers

3D Printing Pliers:
- Lightweight, yet strong chrome vanadium steel construction
- Flat, non-serrated jaws to grip thin plastic and support material without shredding
- Flattened tip 2.0mm (0.08") thick x 3.6mm (0.14)" for getting into the smallest places
- No spring, for safe, easy storage
- Comfortable double dipped grip



Flat File

Flat File:
- Narrow to fit into the smallest crevices
- Precision cut, fine teeth
- Non-clogging
- Will not mar or discolor surfaces
- Comfortable, soft plastic handle

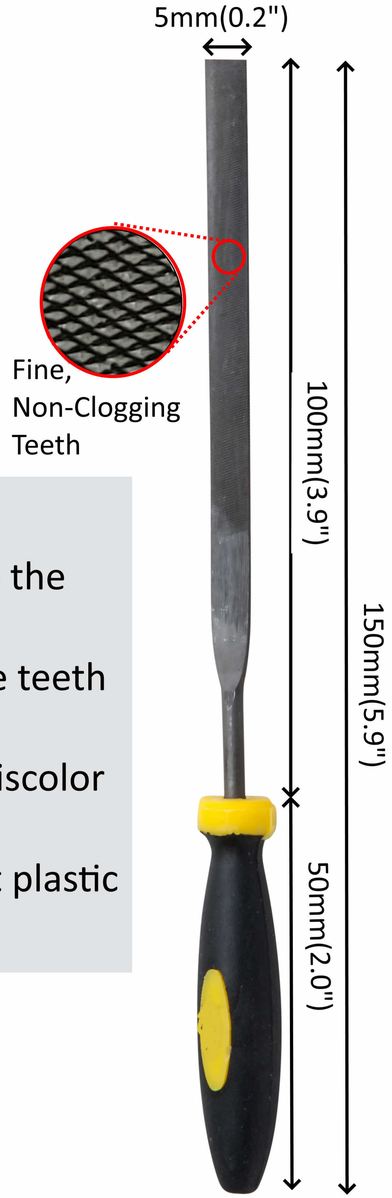

3D Printing Tweezers

Tweezers:
- Anti-Static
- Non-Magnetic
- Heat Resistant

Support Removal Tools

Custom designed and manufactured for AMX3d to AMX3d design & standards, these tools are crafted for quick, easy removal of support material.

- Full tang, single piece polished steel for strength and durability.
- Comfortable, finished wood handle secured with 3 steel pins.
- May be resharpened.
- Included case protects from sharp edges while tools are stored in pouch.

No exposed sharp edges

No Crimp Rings

No Plastic

Great for corners & right angles

40mm (1.5")

88mm (3.5")

50mm (2")

179mm (7")

Edge tapered to 1.2mm x 0.7mm

Clears holes and small crevices in prints

9mm (0.35")

Wide rigid scraper great for flatter surfaces, blade is tapered to 0.9mm edge

36mm (1.4")

87mm (3.4")

55mm (2.2")

179mm (7")

Narrower, flexible scraper great for flat and interior surfaces

6mm (0.25")

Blunt, strong 1.2mm pry tool for thick support with wide gap

48mm (1.9")

88mm (3.5")

40mm (1.6")

179mm (7")

Tapered .3mm edge for thick support with narrow access gap

AMX3d's Print Removal System

High Quality Construction:
- Durable Stainless steel
- Dual pins securely hold the blade in place - No Crimp Rings!
- Comfortable finished wood handles - No Plastic!
- 3 Tools, 1 Print Removal Solution:
  - Small Prints
  - Large Prints
  - Fragile Prints

No Crimp Rings

No Plastic

Break the Seal, Lift the Print!

No Prying

No Damaged Print Bed



No Chipped/Cracked Prints

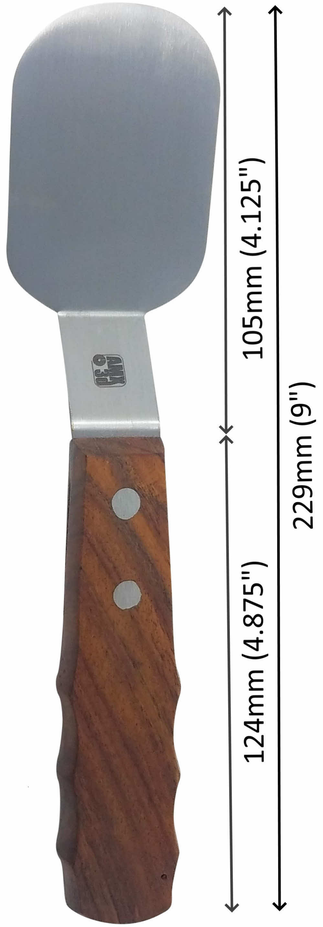

Ultra Thin Removal Tool



Medium Removal Bar

Large Removal Bar

How to use the AMX3d® 3D Print Removal System



1. Using the Ultra Thin Removal Tool, slide the tool under the edge of the print. For small prints, this may be enough to remove the print from the bed.

2. If the print is still affixed to the Print Bed, gently slide the Medium Removal Bar under the Ultra Thin Removal Tool. The 10 cm (4") blade will go deeper under the print`

3. Still gripping? Leaving the Medium Removal Bar in place, slide the Ultra Thin Removal Tool across the edge of the print to the next corner/edge.

4. Remember - Don't pry - use the thinness of the Ultra Thin Removal Tool blade to slide under the print.

5. Sliding the Large Removal Bar under the Ultra Thin Removal Tool, slide it under the print to gently lift the 3D print from the print bed

6. Simply slide the tools together and push back until the print is released!
Viola - Every print removed easily, without marring the print edges or damaging the print bed.

The Best Prints Start with the Best Tools!